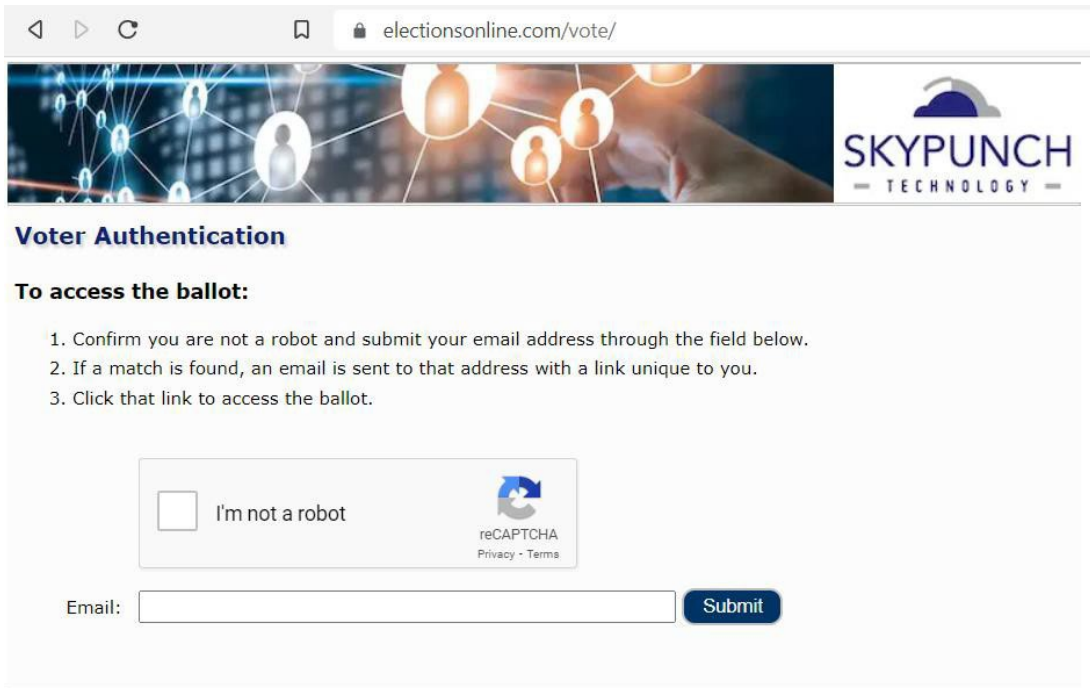


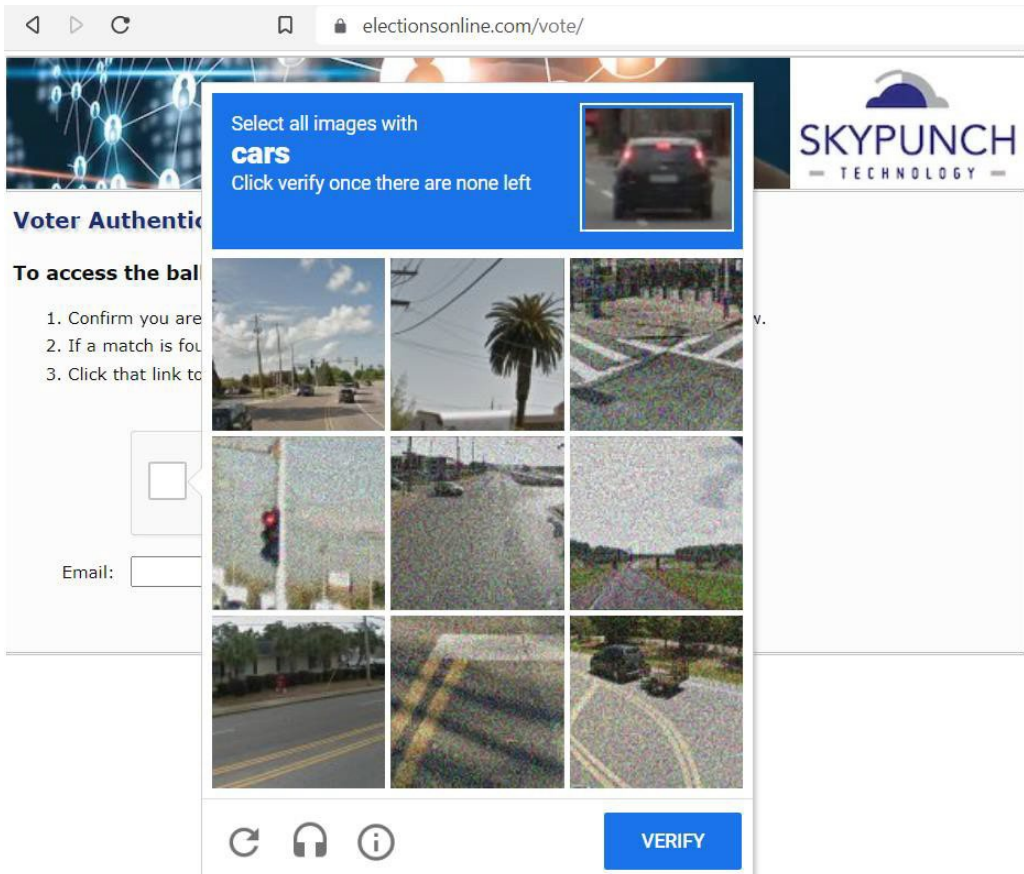
2023 NAMI Elections - Voting Information

1. Go to www.electionsonline.com/vote



The screenshot shows the 'Voter Authentication' section of the website. At the top, there is a header with a network diagram and the 'SKYPUNCH TECHNOLOGY' logo. Below the header, the text 'Voter Authentication' is displayed. Underneath, the instruction 'To access the ballot:' is followed by three numbered steps: 1. Confirm you are not a robot and submit your email address through the field below. 2. If a match is found, an email is sent to that address with a link unique to you. 3. Click that link to access the ballot. Below the instructions, there is a checkbox labeled 'I'm not a robot' next to a reCAPTCHA logo. Below the checkbox is an email input field and a 'Submit' button.

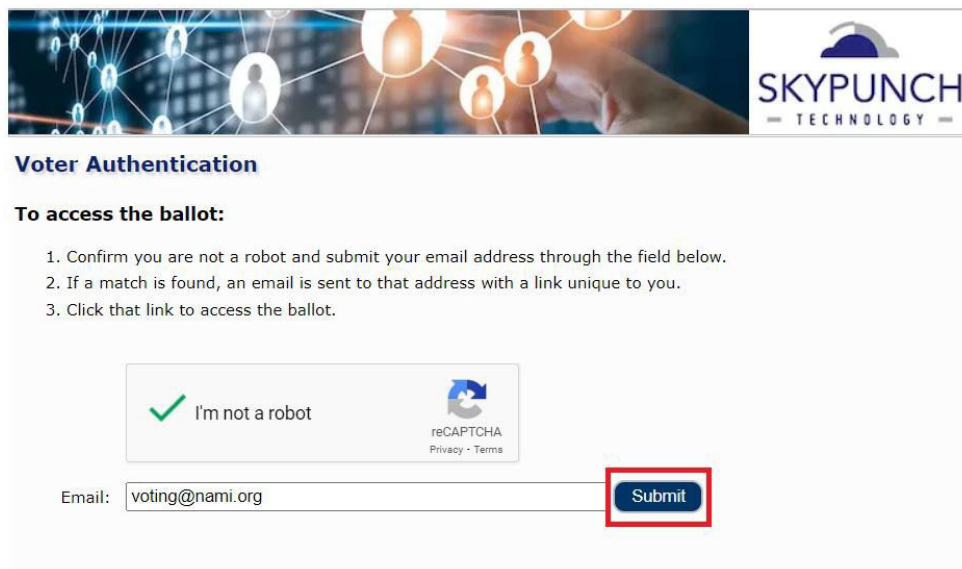
2. Check the box next to “I’m not a robot” and complete the verification as instructed.



The screenshot shows the reCAPTCHA verification step. A blue box at the top of the verification area says 'Select all images with cars' and 'Click verify once there are none left'. Below this, there is a grid of nine images. The first image in the top right corner shows a car. The other images show various street scenes, including a palm tree, a traffic light, and a road. At the bottom of the grid, there is a 'VERIFY' button. The background of the page shows the 'Voter Authentication' section from the previous screenshot, which is partially obscured by the verification overlay.

3. Once you have completed the verification, enter your email address and click the **Submit** button.

NOTE: Use the email address where you received the notification that you were the designated delegate for your NAMI State Organization or NAMI Affiliate. If you are unsure which email address to use, please contact voting@nami.org and NAMI Staff can assist you.



4. You will receive an email from vote@skypunch.tech with the subject “Ballot access link”. You may need to check your junk or spam mail folder if it does not appear in your inbox.

Note: If you are the designated delegate for more than one NAMI organization, you will receive an email for each group. The name of the group will be included in the email so you can determine which ballot you are accessing.

5. Click on the link within the email you receive to be taken directly to the ballot.

Note: The link will expire after 10 minutes – if it does expire, you will need to go through the steps above to request another email be sent to you.

Note: If you are the designated delegate for more than one NAMI organization, please double-check which link you are clicking on as it will be specific to the organization listed on the email.

[External] Ballot access link



vote@skypunch.tech
To



Jane Doe:

For election: 2022 NAMI Elections TEST

Your ballot access link is:

<https://www.electionsonline.com/vote/login.cfm?token=7f4a8499-ca55-11ec-ad69-0e340c112ac5>

6. **Vote for EXACTLY 5 Candidates.** The system will not allow you to submit the ballot if you vote for more or less than 5 candidates.

NAMI Board of Directors

Vote for exactly 5.

☐ [Frank Mumford](#)

☐ [Victoria Harris](#)

☐ [Jacob Englund](#)

☐ [Ann Canastra](#)

☐ [Devika Bhushan](#)

☐ [Dhanu Sannesy](#)

☐ [Alyson Phelan](#)

☐ [Laklieshia Izzard](#)

☐ [Joe Rose](#)

☐ [Mavis Creagh](#)

7. **Vote for each Bylaws Amendment.** The system will not allow you to submit the ballot if each of the three proposed amendments does not receive a vote.

Proposed Bylaws Amendment: Including Caste Origin as a Protected Class in Non-Discrimination Clauses

Vote for exactly 1.

[Read a full description.](#)

- ☐ For
☐ Against
☐ Abstain

Proposed Bylaws Amendment: Expanding Options for Submitting Bylaws Amendments

Vote for exactly 1.

[Read a full description.](#)

- ☐ For
☐ Against
☐ Abstain

Proposed Bylaws Amendment: Amending and Updating Sections Regarding Peer Leadership Council Representation

Vote for exactly 1.

[Read a full description.](#)

- ☐ For
☐ Against
☐ Abstain


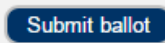
8. Once you have made your selections, click **Proceed** (Proceed) at the bottom of the page.

[Read a full description.](#)

- ☐ For
☐ Against
☐ Abstain

Proceed

9. Confirm that your ballot is correct.

- If your votes are NOT correct or you change your mind, click  (Return to ballot) and update your ballot.
- If your votes are recorded correctly, click  (Submit ballot).

10. You will see a “Ballot accepted” screen once your ballot has been successfully submitted.



11. You will also receive an email from vote@skypunch.tech with the subject “Ballot confirmation” after your vote has been cast.

[External] Ballot confirmation



Skypunch Technology <vote@skypunch.tech>
To: Voting



Jane Doe:

This email serves as confirmation that your ballot is cast. Thank you for voting!

IMPORTANT NOTE: Once the ballot is submitted, your vote is **FINAL!**
You will NOT be able to change your selections after it has been submitted.

VOTING WILL CLOSE ON MONDAY, JUNE 5 AT 6:00 P.M. ET SHARP!

If you have any questions, please contact voting@nami.org.